

**NATIONAL STATISTICS OFFICE OF GEORGIA**

# **EXTERNAL MERCHANDISE TRADE OF GEORGIA**

**JANUARY-SEPTEMBER 2025  
(EXPRESS DATA)**



13.10.2025  
www.geostat.ge

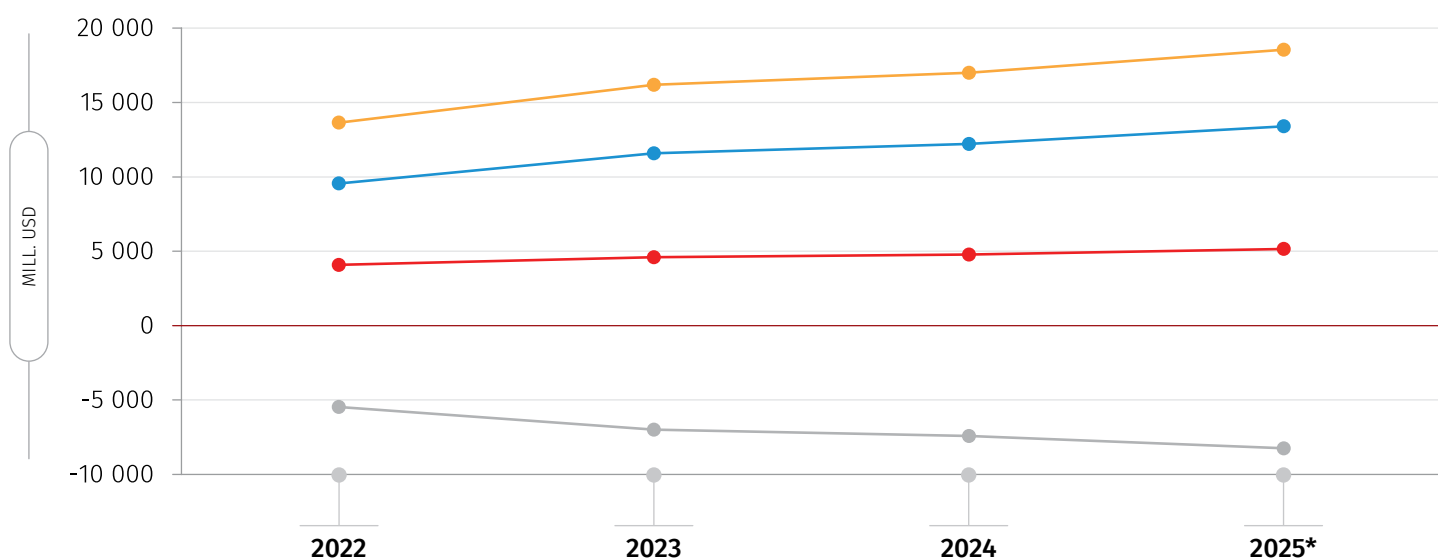
## NATIONAL STATISTICS OFFICE OF GEORGIA

13.10.2025

### EXTERNAL MERCHANDISE TRADE OF GEORGIA IN JANUARY-SEPTEMBER 2025 (EXPRESS RELEASE)

External Merchandise Trade (excluding non-declared trade) of Georgia amounted to USD 18 545.0 million in January-September 2025, 9.1 percent higher year-on-year. The value of export increased by 7.7 percent reaching USD 5 151.3 million, while the import increased by 9.7 percent and amounted to USD 13 393.6 million. The trade deficit equaled USD 8 242.3 million and its share in trade turnover constituted 44.4 percent.

### EXTERNAL MERCHANDISE TRADE TENDENCIES OF GEORGIA IN JANUARY-SEPTEMBER 2022-2025



\*Preliminary data.

● TURNOVER ● IMPORT ● EXPORT ● BALANCE

The table below shows dynamics of the external merchandise trade statistics indicators in 2022-2025.

## NATIONAL STATISTICS OFFICE OF GEORGIA

13.10.2025

### EXTERNAL MERCHANDISE TRADE OF GEORGIA IN 2022-2025 (MILLION US DOLLARS)

YEAR	MONTH	EXPORTS	IMPORTS	TURNOVER	BALANCE
2022	YEAR	5 582.5	13 539.7	19 122.2	-7 957.2
	January	331.5	774.3	1 105.8	-442.9
	February	429.2	1 019.2	1 448.4	-590.0
	March	411.6	927.0	1 338.5	-515.4
	April	415.2	986.0	1 401.2	-570.8
	May	521.3	1 180.5	1 701.8	-659.2
	June	448.8	1 105.7	1 554.4	-656.9
	July	533.1	1 172.1	1 705.2	-639.0
	August	473.1	1 257.7	1 730.8	-784.6
	September	523.6	1 132.3	1 655.8	-608.7
	October	448.8	1 204.1	1 652.9	-755.4
	November	490.7	1 311.1	1 801.8	-820.4
	December	555.8	1 469.8	2 025.6	-914.0
2023	YEAR	6 086.4	15 611.2	21 697.5	-9 524.8
	January	459.0	1 115.9	1 574.9	-656.9
	February	455.8	1 068.2	1 524.0	-612.4
	March	546.7	1 378.1	1 924.8	-831.4
	April	500.1	1 224.8	1 724.9	-724.7
	May	542.0	1 330.8	1 872.8	-788.9
	June	550.0	1 343.2	1 893.2	-793.2
	July	526.9	1 325.2	1 852.1	-798.3
	August	493.2	1 411.8	1 905.0	-918.7
	September	526.0	1 382.6	1 908.6	-856.6
	October	490.6	1 361.6	1 852.2	-871.0
	November	481.8	1 298.6	1 780.3	-816.8
	December	514.4	1 370.3	1 884.7	-855.9
2024	YEAR	6 558.7	16 888.8	23 447.5	-10 330.1
	January	338.6	1 103.1	1 441.7	-764.5
	February	464.7	1 181.4	1 646.1	-716.6
	March	522.8	1 227.1	1 749.9	-704.3
	April	437.2	1 452.7	1 889.9	-1 015.5
	May	501.4	1 413.8	1 915.2	-912.5
	June	580.0	1 361.4	1 941.3	-781.4
	July	684.0	1 568.4	2 252.4	-884.3
	August	640.8	1 456.0	2 096.8	-815.3
	September	615.7	1 444.3	2 060.0	-828.5
	October	681.6	1 506.0	2 187.6	-824.4
	November	542.6	1 475.9	2 018.5	-933.3
	December	549.4	1 698.7	2 248.1	-1 149.3



## NATIONAL STATISTICS OFFICE OF GEORGIA





13.10.2025

YEAR	MONTH	EXPORTS	IMPORTS	TURNOVER	BALANCE
2025*	YEAR	5 151.3	13 393.6	18 545.0	-8 242.3
	January	403.9	1 703.8	2 107.6	-1 299.9
	February	431.5	1 232.4	1 663.9	-800.9
	March	562.2	1 518.7	2 080.9	-956.5
	April	616.8	1 522.5	2 139.3	-905.6
	May	580.1	1 481.0	2 061.1	-901.0
	June	640.2	1 502.6	2 142.8	-862.4
	July	610.4	1 586.2	2 196.6	-975.8
	August	603.0	1 406.0	2 009.0	-802.9
	September	703.1	1 440.5	2 143.6	-737.3

\*Preliminary data.

Detailed data on external merchandise trade of Georgia will be published on 20 October, 2025.

**SOURCES:**

-  LEPL Revenue Service of Ministry of Finance of Georgia;
-  Georgian State Electrosystem, JSC;
-  Georgian Gas Transportation Company, LTD;
-  Electricity System Commercial Operator, JSC.

**NOTICE:** The discrepancy between the totals and the sum in some cases can be explained by using rounded data.

**CONTACT PERSONS:**

Badri Kvachadze, Tel.: (+995 32) 2 36 72 10 (300).

E-mail: [bkvachadze@geostat.ge](mailto:bkvachadze@geostat.ge)

Mariam Kavelashvili, Tel.: (+995 32) 2 36 72 10 (020).

E-mail: [mkavelashvili@geostat.ge](mailto:mkavelashvili@geostat.ge)